

MEXICO OUTREACH

# HIGH SCHOOL TRAINING HANDBOOK

NAME:

TEAM:

*Bayside*

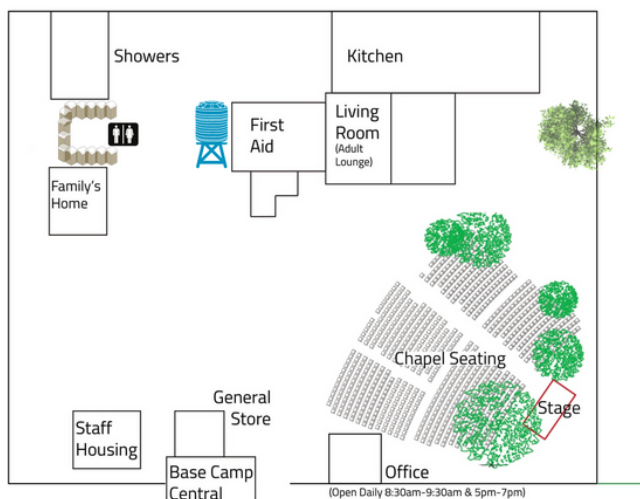
# HISTORY & WHY OF MEXICO

In Bayside's first Spring of 1996, we partnered with Azusa Pacific University's "Mexico Outreach", and sent 26 students and adults on Bayside's first Mexico trip. That week, our team began to foster the relationship with our first church partner in Guadalupe Victoria near our basecamp. We have now had relationships with some of the same pastors and churches for 20+ years. We visit them at a minimum of 3 times a year: the week of Spring Break, and two preview trips to support and connect with the pastors. We hold a Thrive Leadership conference for our partnering churches, visit the local communities, and scout out locations for multiple Construction and Community Service projects. We are in regular contact with the pastors, and since its foundation, we now have hundreds of people serving instead of 26. After twenty years, we do the same God-given work: impact churches, love on their communities, and build homes for families in need.

# TABLE OF CONTENTS

Mexico Teams .....	2
Map of Base Camp .....	3
Typical Day in Mexico.....	4
Culture In Mexico.....	5
Dress Code .....	6
Packing List .....	7
Helpful Spanish Phrases .....	8
Important Stuff to Know.....	9
5 Ways to Maximize your Experience ....	11
10 Campmandments.....	12
How to Share your Story .....	13
Helpful Tests QR codes.....	15
DISC test info.....	16
Conflict Resolution.....	18
Veteran Tips.....	20
Support Raising.....	21
Bayside Students Safety and Security....	23
Policies and Guidelines.....	24
QR codes.....	25

# BASE CAMP



Dirt Road

Security Check In

Parking

**ADULT TENTS**

THE PATIO

**COLLEGE TENTS**

Parking

Parking

Dirt Road

Dirt Road


**HS TEAMS - FEMALE TENTS**

Morning Leader meeting Location

DMZ - (Demilitarized zone)

**HS TEAMS - MALE TENTS**

Parking





# TYPICAL MEXICO DAY

## **6:00 am Wake up**

## **6:30 am Breakfast**

Every morning a hot meal is provided by our kitchen team. If you have dietary restrictions, they need to be communicated NOW, not when you get to basecamp. Breakfast is shut down 15 minutes before morning chapel each day.

## **7:10 am Student leaders, Adult leaders, and Interpreter meeting**

## **8:00 am Morning Chapel & Devotions**

Make sure you have your Bible, pen, and devotional each morning. This is a short time of worship and an opportunity to focus on God at the start of the day.

## **8:45 am Team Meeting**

You will gather with your team before you head out each day.

## **9:00 am Ministry teams leave for their site**

Meet at your cars, don't forget your lunch & water!

## **12:00 pm Lunch at ministry sites**

Sack lunches are provided for you by our kitchen crew each day. Bring a few dollars with you in case your team decides to stop at our favorite taco stand "Angel's"

## **12:30 pm Ministry continues at sites**

## **4:30 pm Ministry Teams begin to return to Basecamp**

## **6:00 pm Camp Dinner**

## **7:00 pm Pre-Chapel Program**

Make sure you bring your chapel essentials as well as a sweatshirt or blanket to keep warm. Come ready to worship. These nights will be some of your favorite moments during the week.

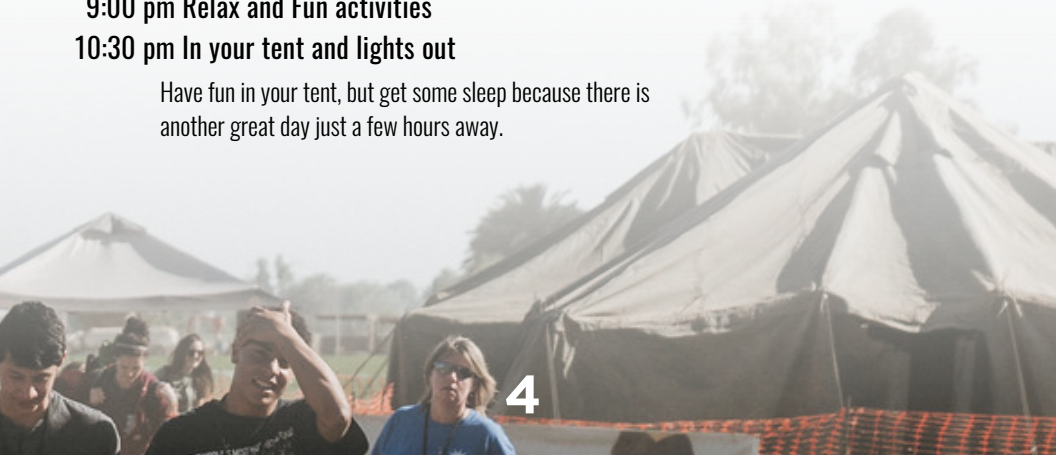
**\*Everyone is required to be at chapel for every service**

## **7:30 pm Evening Chapel**

## **9:00 pm Relax and Fun activities**

## **10:30 pm In your tent and lights out**

Have fun in your tent, but get some sleep because there is another great day just a few hours away.



# CULTURE IN MEXICO

**We will be entering a new culture as learners and servants. We want to represent Jesus and Bayside well in Mexico. We do not want to offend those we are ministering to. These guidelines will help us serve well.**

- DON'T GIVE OUT MONEY; TALK TO BASE CAMP
- Don't assume you know everything about Mexican culture.
- Don't blast music from your vehicles.
- Don't speak louder in hopes to be understood. Utilize your interpreter.
- Always stay in a group of 3 or more with at least one male at all times.
- Don't give money to people at your site or on the street
- Don't throw candy outside of the window. This is unsafe and does not show dignity.
- Dress modestly.
- Watch your language.
- Be respectful in the church and the locations your team is serving.
- Connect with the Pastor or Church Leader to see what is appropriate, where you have access and what they are expecting of your team.
- Don't dance in the church. This is seen as disrespectful behavior.
- If your hosts offer you food, ask your interpreter to make sure that it has been properly prepared, accept it gladly as it is a big sacrifice and shows appreciation to the hosts.
- Do Not pet animals - even the cutest puppy. Don't do it.
- Wear closed-toe shoes.
- Avoid any political conversations.
- Be mindful of how you talk around others.



# DRESS CODE

Our dress code guidelines are for students and adults. We expect adults to set the example. Modesty is the policy of Mexico Outreach. Modesty in all areas of dress is a strong part of every Christian's testimony. Special attention should be given to the outfit, appropriate attire and printed words/slogans.

- No tank tops
- No yoga pants or any tight fitting bottoms
- No cut off sleeves
- No tight tops or revealing tops
- Closed-toed shoes are required at base camp and on sites at all times
- No political slogans or offensive verbiage on clothing or hats
- No shorts offsite. Shorts on site are ok, BUT must be appropriate length

Basically, pack loose fitting clothing that allows you to move around and work without showing off (on purpose or on accident) your midriff, chest or butt and allows you and other participants to focus on serving.



# PACKING LIST

- ☐ Bayside Mexico duffel bag. Everything must fit inside of duffel bag (Sold for \$30 here at Bayside)
- ☐ Passport (Spartans and students under 18 need to turn in Passports at Commissioning Services)
- ☐ Personal medication (High schoolers need to turn in meds on departure day)
- ☐ Mexico t-shirt / optional team shirt
- ☐ Appropriate clothes for 5 – 8 days of ministry (Place outfits in ziploc bags to help fight against dust)
- ☐ Shorts only at camp. (no short shorts) knee length shorts allowed ONLY at basecamp.
- ☐ No tank tops, tight fitting tops or bottoms, spandex or leggings, deep Vs, white t-shirts
- ☐ Long skirts (mid calf or longer).
- ☐ Tennis Shoes or work boots (closed toed)
- ☐ 1 set of dress clothes (minimum) for Impact Teams
- ☐ Bring drawstring bag to carry stuff in. (It is useful for our overnight stay in L.A.)
- ☐ Warm jacket – it gets cold!
- ☐ Inexpensive sunglasses
- ☐ Bible, paper, pen & pencil
- ☐ Warm sleeping bag / pillow – again, it gets cold!
- ☐ Water Bottle
- ☐ Sunscreen
- ☐ Cot / sleeping pad– twin size ONLY – please do not bring anything larger.
- ☐ Labeled tool belt & basic tools for spartan & construction teams
- ☐ Hands-free flashlight (for bathroom and night)
- ☐ Toothpaste/toothbrush, comb, brush, etc.
- ☐ Toilet paper (1 or 2 rolls)
- ☐ Wet Wipes (You only get 1 shower)
- ☐ Wash cloth & bath towel, soap, shampoo, conditioner
- ☐ Flip Flops for your 1 shower
- ☐ Bug repellent
- ☐ Nothing that needs to be plugged in
- ☐ Spending money for 4 lunches, 2 dinners and any souvenirs
- ☐ Money for Church offering

\*We offer an opportunity for you to give an offering that is then split evenly for all the churches we partner with).

- ☐ Folding chair with name on it
- ☐ Fitted sheet ( to cover your bed for the dust)
- ☐ Chafing powder (Lots of steps in Mexico)

Bonus advice: Bring aux cord / headphones for the car ride, make an appropriate music playlist for car ride, bring lots of dollar bills so you don't have to worry about change, Chapstick, write your name on everything, Lots of hand sanitizer.

\*All items on this list except your cot, sleeping bag and pillow, must fit in one Bayside Mexico Duffel bag. If you do not have one please contact your campuses student pastor.



# HELPFUL SPANISH PHRASES

- God Bless you- Dios te bendiga
- Yes- Sí
- No- No
- Maybe Tal vez or quizás
- Always- Siempre
- Never- Nunca
- Sometime- A veces
- What is your name- ¿Cómo te llamas?
- My name is\_\_\_\_. Me llamo\_\_\_\_
- How are you? ¿Cómo estás?
- I am fine- Estoy bien
- And you?- ¿Y tú?
- Sorry- Lo siento
- Sit down- Siéntate
- Be quiet please- Silencio por favor
- Thank you- Gracias
- You're welcome- De nada
- Hello- Hola
- Please- Por Favor
- Goodbye- Adiós, hasta luego, hasta pronto
- Good morning- Buenos días
- Do you speak English? ¿Habla inglés?
- Good afternoon- Buenas tardes
- Good evening- Buenas noches
- I don't speak Spanish- No hablo español.
- I don't understand- No entiendo
- How do you say that in Spanish? ¿Cómo se dice en español?
- Could you repeat that please- repita por favor.
- Could you speak more slowly? ¿Puedes hablar más despacio, por favor?
- Where are the bathrooms- ¿Dónde están los baños?
- Let's go—Vámonos a...(jugar: to play)
- Ball-Pelota
- To paint- pintar
- To pray- Orar
- To Help- Ayudar
- To dance-Bailar
- To sing- cantar
- To play- Jugar
- To draw- Dibujar
- Music- La música
- Piggyback ride- A papuchi



# IMPORTANT STUFF TO KNOW

## HYDRATION

It is going to be a scorcher this year in Mexico!!!  
It is SUPER important that you drink LOTS of water and a LITTLE Gatorade every single day! Please start drinking extra water and Gatorade a minimum of two days BEFORE you leave for Mexicali. We really want everyone to have a good time this year and not be sidelined because of not drinking enough water.

**And Remember . . . “Only YOU Can Prevent Dehydration!”**



## MEDICATION

High Schoolers, it is extremely important that you turn in ALL of your medication! There is no stigma here - we don't care why you take medication and we won't tell. We just want everyone to be safe in Mexico and that those who need meds get them.

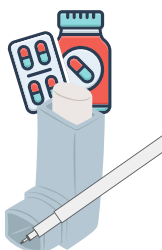
**Medications will be collected on Departure Day**

Please do not bring a secret stash of over-the-counter medication. We have plenty! Your parents have already signed a waiver of what you are allowed to have on the trip.

The only medications students are allowed to keep on their person are:

**INHALERS, EPI-PENS, & INSULIN**

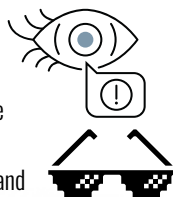
Whose Responsibility is it to come get your medications? . . . YOURS and Your Group Leader!



## GLASSES-ATION

If you wear contact lenses, bring a pair of your regular glasses with you!  
There is a lot of dust and dirt in Mexico and it can cause Havoc for contact lens wearers. This way, if you develop dry-eye or have other problems you will still be able to see what a great time you are having.

Also, if you wear contact lenses, make sure you bring lots of Contact Lens Solution and most importantly, WASH YOUR HANDS before you touch your eyes!



## IMMUNIZATION

There are NO official vaccinations that you must receive before going to Mexico, but there are three that we do recommend: Tetanus, Flu and Covid.

Please, Consult Your Physician to see if these Vaccinations are right for You.  
The CDC recommends that all people should have a tetanus booster every 10 years.  
It is also recommended that you are up to date on your general vaccinations.



# IMPORTANT STUFF TO KNOW


## MOSQUITO-ATION

The US State Department has issued a general travel advisory for Mexico in regard to mosquitos that carry the Zika virus. To protect yourself from Mosquitoes, it is recommended to use “bug sprays” that contain Deet. You can also buy or treat your clothes with Permethrin. It is recommended that you wear long pants and long sleeve shirts. If you choose to bring mosquito netting, you must figure out how to set it up.



## SCREENINGS

There will be a Health Screening on departure day. In an effort to help keep everyone as healthy as possible, we ask that if you are sick the week of departure that you help protect your team, your friends, and the community in Mexico by staying home. If you have a fever, vomiting, diarrhea, or a rash within three days of departure, please come talk to us before or on departure day. We don't want you to miss the trip; we just want everyone to be healthy! And, if you are sick, you will feel much better at home!



## STUFF-ATION

THINGS YOU MIGHT WANT TO BRING:  
A Hat, Bandana, Cool Shades, A “Neck Cooler,” Bug Repellant, A GIANT BPA-Free Refillable WATER BOTTLE, A Jacket/Sweatshirt, A BIG Bottle of squishy SUNSCREEN, A Humble Spirit, A Servant's Heart, The Patience of a Saint and Your Big Beautiful SMILE!!! You Are Not Obligated to Purchase Any Of These Items. Consult Your Parents, Group Leader or Youth Pastor.



If you have any questions or concerns regarding Medical issues, before we leave for Mexico,  
**Please email us at [mexicofirstaid@baysideonline.com](mailto:mexicofirstaid@baysideonline.com)**

# 5 WAYS TO MAXIMIZE YOUR MEXICO EXPERIENCE

## 1) Set Goals:

- Physical - Give 15 piggy back rides
- Relational - Get to know one fact about each team mate
- Spiritual - Wake up early to have quiet time with God

## 2) Attitude is Everything:

- Your trip will be as successful as you allow it. Let's be real, even in the most horrible of situations, God can use it for good. We can miss out on this if our attitude is bad and we choose not to participate.

## 3) It's NOT about you:

- Serving is not only the best way to reflect God's love to others, but it's also one of the most powerful ways to see God working. When we place the needs of others above our own, our problems become smaller, and people become our focus. If that's what you want, serve and watch God change your life this week.

## 4) Be Flexible:

- Many of us like to know "The Plan." But recognize even with the best planning, things can change. Be flexible and watch how God can use your new circumstances to work his good will. This trip is nicknamed "Flexicali" for a reason. Be ready to go with the flow.

## 5) Do what you need to do to Recharge:

- Giving it your all can be tiring. Make sure to take time for yourself, whether that be resting, taking a break from friends, or going to bed early. To give your best, you need to be your best. Give yourself permission to take a break.





# THE 10 CAMPMANDMENTS

1. Camp Bayside is your home for the week! Relax and Enjoy! ... Since this camp is home to 600+ people, let's take care of it, clean it up and respect it.
2. Please follow the dress code. (On following page).
3. Respect Base Camp Leaders!
4. Guys and Gals be friends, but chill on any sort of PDA or "purple"... one person per chair, one person per blanket, etc. You get the gist. Team Leaders help with this. We are here to serve.
5. Only Bayside/Mexico Outreach Participants are allowed at Base Camp with the exception of one evening where we invite our partner Pastors and their families.
6. No Pranks!
7. No drugs, weapons and/or alcohol. If you have any of this, find a leader IMMEDIATELY and drop it in a baño for safekeeping.
8. All participants must attend AM and PM chapels. No one is allowed in tent area during chapel times.
9. Please visit First Aid for all medication. Don't make us hunt you down.
10. Now that you have read all that... ask God to work in your life! This is going to be a phenomenal week. You are here for a reason. Be ready! Be willing!



- 1 min - your life before Christ
- 1 min - your decision to follow Christ
- 1 min - your life since that decision

## 1. Life before Christ

- In one minute or less, share what life was like before you met Christ -- describe what kind of home you grew up in, your family, church history, or a significant event in your life.
- Even though lots of important details could be shared, it doesn't mean they are relevant. Only share what's going to matter in why/how you came to know Christ.

## 2. What made you choose to follow Christ

- In minute two, articulate what happened that made you decide to go all in for Christ. Was it a specific moment? A breaking point? A journey of several conversations?
- In this minute, share why you made the choice to "repent" of your previous life, "confess" Christ crucified and resurrected, and "dedicate" your life to the way of Christ.
- Whatever the scenario, this is the moment (or process through which) you realized that God had done for you what you could not do for yourself.

## 3. Life since accepting Christ

- In minute three, wrap up by talking about life since then. This is your chance to "put a bow on it". Consider what you've said, specifically in the first minute, and bring resolution to that.
- What are you doing now with your life/fait? What has God done since you made that decision?
- As your ending, be up front that you're on a journey. You haven't figured it all out, but you're growing in love and faithfulness to Jesus.



1. Describe your life before Christ

---

---

---

---

---

---

---

2. What made you choose to follow Christ?

---

---

---

---

---

---

---

3. Describe your life since receiving Christ and deciding to live your life for Him

---

---

---

---

---

---

---

---

---

# Helpful Tests

Team unity is essential to the success of our mission trip, so it is important to know more about each individual's personalities. These 2 quick tests are a helpful way to learn about ourselves and our team members so that we can be more understanding and have a true appreciation for each other. Be sure to read the instructions closely.

## DISC Personality Test



## Spiritual Gifts Test





# D.I.S.C TEST INFO

## Key From Personality Test

**D = Dominance**

**I= Influence**

**S= Steady**

**C=Conscientious**

It is fun to learn more about different personality types as they relate to animal personalities. Remember God has uniquely created each one of us and we are a tapestry of all personality traits. It is helpful to learn more about ourselves and our team members so that we can be more understanding and have a true appreciation for our uniqueness.

### **D**

Lion: These people are natural leaders. They are good at making decisions and are very goal oriented. They are direct, strong-willed and forceful. They enjoy challenges, difficult assignments, and opportunity for advancement.

### **I**

Otter: These people are sociable, talkative and lively. Otters love people. They enjoy being popular and influencing and motivating others. The Otter can sometimes be hurt when people do not like them. They usually have a lot of friends, but not always deep relationships. They love to goof-off. (They are known for messy rooms!) Otters like to hurry and finish jobs.

### **S**

Golden Retriever: These people are gentle, accommodating and soft-hearted. They are good at making friends and are very loyal. Retriever personalities do not like change. They look for security. They can be very sensitive and very caring. They have deep relationships, usually only a couple of close friends. Golden Retrievers want to be loved by everyone. They look for appreciation and work best in a limited situation with a steady work pattern.

### **C**

Beaver: These people are private, analytical and logical. They are very organized with very high standards. Beavers think that there is a right way to do everything and they want to do it exactly that way. Beaver personalities are very creative and desire to solve everything. They want to take their time and do it right. Beavers do not like sudden changes. They often need reassurance.

# DISC PERSONALITY TEST CONTINUED

## **Relational Strengths:**

Lion: Takes charge, problem solver, competitive, enjoys change, confrontational

Otter: Optimistic, energetic, motivator, future oriented

Golden Retriever: Warm & relational, loyal, enjoys routine, peacemaker, sensitive feelings

Beaver: Accurate & precise, discerning, analytical

## **Communication Style:**

Lion: Direct or blunt, one way, not a good listener

Otter: Can inspire others, optimistic, enthusiastic

Golden Retriever: Indirect, great listener, very detailed

Beaver: Factual, great listener, desires details

## **Relational Needs:**

Lion: Personal attention & recognition, opportunity to be in charge, challenged & solve problems

Otter: Approval, opportunity to verbalize, visibility, social recognition

Golden Retriever: Emotional security, agreeable environment

Beaver: Quality, exact expectations



# MEXICO TEAMS

## IMPACT

Bayside's Breakaway Kids Camp goes to Mexico! This team partners with the local churches to minister to the kids in the community sharing the Gospel message.

## CONSTRUCTION

Our construction teams build homes for families in need, that are connected to the churches and communities where we work.

## COMMUNITY SERVICE

This team serves throughout the community doing projects that range from painting, ministering to the homeless, park cleanups and more; depending on the existing needs.

## SPARTANS

This team is for those who are willing to go above & beyond. Spartans arrive early and are responsible for setting up everything at base camp.

## HOSPITALITY

The Hospitality team creates a fun environment at base camp for all participants, including running our camp store, adult leader "Living Room" and more.

## FIRST AID

Doctors, nurses, and other health care professionals serve our camp keeping us healthy and assisting in any first aid needs.

## PHOTO

This team takes family and individual portraits, then provides them with a printed copy. Also assists in taking general Mexico outreach pictures.

## FOOD TEAM

This team has a blast feeding the masses and fueling the ministry.

## FESTIVAL

This traveling team brings some extra fun to our Impact sites. They bring a mini carnival to the churches with bounce houses, face painting, balloon animals, and games.

## SECURITY

We depend on our security team to keep camp secure, assist in camp logistics, and make sure we are all safe while having fun.



# CONFLICT RESOLUTION TIPS

Conflict in Mexico is bound to happen when you go down to Mexico so here are some helpful tips on how to deal with it. Conflict is a sign of a need for change and an opportunity for growth, new understanding, and improved communication.

## **Deal with conflict as it arises**

“In your anger do not sin”: Do not let the sun go down while you are still angry, Ephesians 4:26

Conflict can snowball as the week goes on. Deal with the small issue so it won't become a bigger issue.

## **Timing and location is important**

Be mindful of who is around you when conflict arises. Pull people aside to have conversations. Sometimes it's better to table a conversation until after small group time, main session, serving or until you get back to base camp. Also recognize that some people like to deal with conflict in the moment and some need time to think. Know your team enough to walk through this. Don't let the sun go down on anger though.

## **Attack the Conflict not the person**

Describe the problem in a non-blaming, non-personalized manner. If you can describe the problem without blaming, put-downs or generalizing about the other person, then you are ready to be hard on the problem, not the person.

## **If problem is not fixed after conversation**

If your problem is not fixed by a one on one conversation, then bring in another team lead. If that does not work, then speak to your campuses student pastor (Matthew 18: 15-20)

**ON THE NEXT PAGE IS A WAY TO  
STRUCTURE YOUR CONVERSATION  
WHEN DEALING WITH CONFLICT**





## IF YOU ARE GIVING FEEDBACK IN CONFLICT

### **R**eport the facts

Report the facts, stick to the facts (when x happened...)

### **I**mpact on you

State the Impact in feeling words (I felt \_\_\_\_\_ because...)

### **S**pecify desired behavior

What you prefer to see happening (Now I prefer...)

### **C**onsequences

State the negative and positive Consequences If we can solve this..., but if we can't...)

## IF YOU ARE RECEIVING FEEDBACK IN CONFLICT

### **P**araphrase what the other person said

If I understand correctly, you are saying...)

### **A**sk questions

Ask questions that begin with what, how, and when

### **U**se time to cool down

(Thank you for the feedback. I'd like to think about it and get back to you.)

**S**  
**E**

**REALIZE THAT STUDENTS ARE LEARNING  
HOW TO DEAL WITH CONFLICT. HAVE PATIENCE**

# VETERAN TIPS

**Mexico Outreach has been around for more than 25 + years. Here are some tips from people who have gone on the Mexico trip multiple times.**

- Don't compare your first year to your second year. Comparison robs joy.
- When placing your camping chair up in the chapel area, choose wisely. The closer to the front you are, the more intense some of the worship times of evening chapel will be. Students often like to jump during worship which can kick up dust.
- Bring a fitted bed sheet to cover your cot during the day (it keeps dirt off your stuff).
- Prepare for COLD COLD COLD nights and DUST DUST DUST.
- Bring a polaroid camera to give pictures to kids ... so they have a picture to take home.
- Stop stressing, God is putting you EXACTLY where He wants you!
- You can bring shorts and use them in camp as long as they are an appropriate length.
- Bring an old towel to use as a mat next to your cot. This will give you a clean place to put your feet before putting them in your sleeping bag.
- Seal stuff in plastic bags what you want to keep clean or not spill onto everything else. Bring a couple of extra zip-loc bags in various sizes, just in case.
- Bring a trash bag for your laundry.
- Manage your expectations.
- Get with your team outside of the training meeting to hangout and bond.
- Be ok with God changing your plans for the day. Let go of things that are beyond your control.
- Be flexible, flexible, flexible.



# NOTES





# SUPPORT RAISING

**Each individual is responsible for the total cost of the trip to Mexico Outreach. After the non-refundable down payment has been made, the participants have a choice to pay the balance in full or to raise support by sending out texts, letters and emails.**

## **How to get started:**

1. Create a list of 30-50 people for your potential supporters and get their phone numbers / emails.
2. Read Sample text or E-MAIL, personalize it & make it your own!
  - If you would like to send a letter we have a template for you on our website (see QR CODE below)
  - For emails: Make sure to send out emails individually (as to avoid your email being marked as spam)
3. Send out emails, letters, texts, etc out IMMEDIATELY. This will be critical to your success. Money must be received by Bayside no later than the second training meeting.
4. When you receive a list of support received at Mexico Trainings or see a person donate to your fundraising page, immediately send out a Thank You card. Thanking them for their support & sharing how they can pray for you.

## **ALL SUPPORT (DONATIONS) MUST BE IN BY TRAINING #2**

- At the second training meeting, you will be personally responsible for the remainder of your money owed. Any incoming checks received 3 days before the 2nd training meeting will not go to your personal account but to the overall Mexico budget. You are responsible to follow up with your contacts so they send your support on time.
- If you do not raise enough support at training #2, you are responsible for the remaining balance.

## **Final Note**

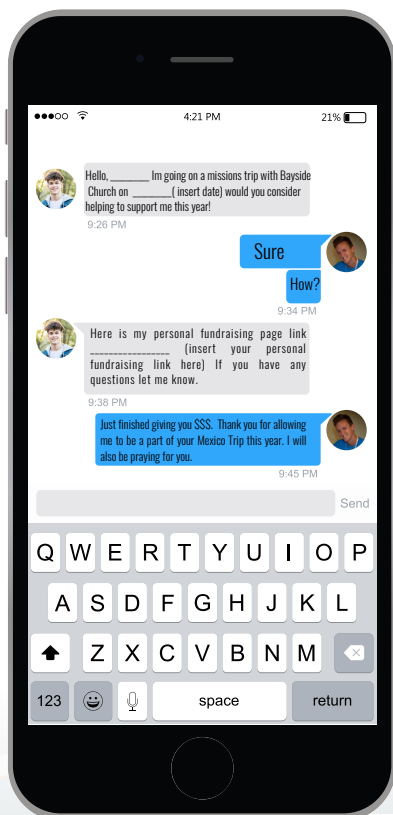
- **Please Read: In the event that you are unable to attend Bayside Mexico Outreach, the money you have raised toward the trip will be used for unexpected expenses for Mexico Outreach.**

## **REMEMBER**

- You must send your texts, e-mails and letters out quickly!
- Late monies will not be applied to your account!
- If you have any questions, contact your Campus HS Pastor & Mexico Admin



# SAMPLE EMAIL & TEXT



## New Message

To: JordanaMaibest@baysideonline.com

Subject: Mexico Support

Hello ,  
It's officially Mexico Outreach Season, a time where students and adults prepare to spend Spring Break serving the people of Guadalupe Victoria, Mexico, but we can't go without your help!

Who: Bayside Church Students and Adults from Senior High, College and Outreach Ministries!!!

What: In teams of 12-21 people, we partner with and serve alongside Mexican churches to reach the Victoria valley through children's ministries, construction projects, service projects, and working in orphanages and social service centers.

Where: "Camp Bayside" in Guadalupe Victoria, Mexico. We set up our very own camp where each day we set out to make an impact.

Why: We desire to take a huge step of faith by ministering and serving in another culture and living in close community with our fellow teammates, so that we might be used in bringing glory to God and further His kingdom.

How: By having a landslide of prayer and financial support from friends, family and other Baysider's, raised through sending out support letters and emails.

There are two ways you can be a part of my team back here at home.

1. Please consider partnering with me through prayer.
2. Please consider supporting me financially as I head out to Mexico for a life changing experience.
3. Give online at: <https://bayside.church/missions>
4. Included in this email a support link

This trip not only changes the lives of people in Mexico, but the lives of those who go and those who help send. Thank you in advance for being a part of my team. I appreciate your support and will keep you updated on what God is doing through all of this!!!

Thanks again,

Sign Your Name (Participant)

P.S. All donations need to be in no later than \_\_\_\_\_ (Deadline date)

# Policies and Guidelines:

## **Respect for Staff Leaders and Hosts**

Bayside Student Ministries selects team leaders very carefully. We are confident in their ability to lead your team safely and to carry out the purpose of the mission. Team members are expected to respect their team leader's authority. There may be times when you do not understand a decision that is being made, but remember that he or she is making the decision out of the best interest of the team. If you have a concern or a question, you should go directly to your team leader and discuss it with him or her. Just as it is important to respect your team leader, it is equally important to respect our partner Churches and Pastors. We do not want to jeopardize those relationships by the actions of team members on short-term trips. You should expect things to be different than your "normal" on this trip. Remember, it is in those differences that God is going to be able to stretch you and use you.

## **Relationships**

You are going to make great friendships while on this trip. Make every effort to interact with all members of the team. Try to avoid prioritizing one relationship. If your boyfriend, girlfriend or spouse is on the team, please \_\_\_\_\_. If you become interested in a teammate, we discourage you from pursuing a relationship while on the trip. The development of any such relationships while on your trip including global partners, translators, or other leaders is also discouraged.

## **Attire**

Participants on mission trips are expected to dress appropriately and conservatively at all times during the trip. You should avoid clothing that is revealing or sends any political or inappropriate messages. Please refer to packing list for specific details.

## **Tobacco and Alcohol**

Bayside Church does not permit the consumption of alcohol or the use of tobacco products on any short-term mission trip, during travel to or from the country, or during any trip related activities.

## **Communication with Home**

We will help your leaders make sure that important family and friends are communicated with when you arrive in country and when you are preparing to depart for home. We do not believe in dictating when you can communicate with home, but we think it is important to remember to be thoughtful about how this communication may affect your mission trip experience. Ask your family and friends to communicate things that will only have a positive impact on your trip. Unfortunately, unexpected things can happen while serving on mission trips occasionally, so make sure your family and friends consider waiting until you have returned to tell you about certain things.


# HELPFUL QR CODES

To use QR codes open the camera app on your phone. Then point your phone at the QR code to scan it and tap the pop-up banner.

## FIRST TIMER CODES



## FUNDRAISING



## MISC.





*Bayside*

| MEXICOOUTREACH

